

## Safe Routes to Schools Application

**Due by September 23, 2011!**

Please return to [SR2S@transformca.org](mailto:SR2S@transformca.org) or via fax: (510)740-3131

*The information collected in this form will be used to determine the most effective staff allocations and implementation of our program; no particular answer rules you in or out of the program and each application will be evaluated on its own merits.*

### 1. School Information:

School Name	School District	Date of Application	
School Address	City	State	Zip Code
School Principal	Phone	Fax	Email
Applicant Name	Phone	Email	

### 2. Please estimate the following, if possible:

% of students living within 1/2 mile of school: \_\_\_\_\_ within 1 mile? \_\_\_\_\_ > 1 mile? \_\_\_\_\_

### 3. Are there topographic/geographic barriers that affect travel to school (i.e. located on steep hill or along major arterial)? \_\_\_\_\_

### 4. Does your school have an existing Safe Routes to Schools or Safety champion (designated school site coordinator for the program, either parent volunteer or school staff)? Yes No Don't know

If yes, name of champion: \_\_\_\_\_

Telephone: \_\_\_\_\_ e-mail: \_\_\_\_\_

### 5. Does your school have an existing Safe Routes to Schools, Safety, Transportation, or Wellness Committee? Yes No Don't know

If yes, name of committee: \_\_\_\_\_

### 6. Does this school participate in a Safe Routes to Schools (SR2S) Task Force? A SR2S task force is a citywide or regional body which meets periodically to coordinate Safe Routes to Schools activities.

Yes  No  Don't know

If yes, which task force? \_\_\_\_\_

7. To the best of your knowledge, please estimate the percentages of the following travel modes for students at your school:

\_\_\_ Driven by parent/guardian \_\_\_ Carpool \_\_\_ Bike \_\_\_ Walk \_\_\_ SchoolBus \_\_\_ Public transit

7. What elements of the Safe Routes to Schools program does this school plan or hope to have this year?

- |   |  |
|---|--|
| <input type="checkbox"/> Walking School Buses/Bike Trains   | <input type="checkbox"/> Monthly/weekly Walk & Roll to School Days |
| <input type="checkbox"/> Walk and Roll Safety Puppet Show Assembly                                | <input type="checkbox"/> Carpooling Program                        |
| <input type="checkbox"/> K-5 Educator Guide: Activities for Creating Safe and Healthy Communities |  |
| <input type="checkbox"/> Walk Audit to Assess Traffic Safety Issues                               | <input type="checkbox"/> Bicycle Rodeo                             |
| <input type="checkbox"/> In-School Bicycle Education Program                                      | <input type="checkbox"/> After-School Bicycle Education Program    |

8. What school safety/bicycle infrastructure is already in place at your school?

- |  |   |   |
|--|---|---|
| <input type="checkbox"/> Crossing Guards                       | <input type="checkbox"/> Safety Patrol  | <input type="checkbox"/> School Bus                     |
| <input type="checkbox"/> Designated Drop off Area              | <input type="checkbox"/> Designated Drop off/Pick up Area Policies & Procedures |   |
| <input type="checkbox"/> Bike Racks                            | <input type="checkbox"/> Bike Policy  | <input type="checkbox"/> Encouragement to Ride Bicycles |
| <input type="checkbox"/> Nearest Traffic Light _____           | <input type="checkbox"/> Policy that bans bicycles                              |   |
| <input type="checkbox"/> Proximity to major thoroughfare _____ |   |   |

9. Briefly, why do you want your school to participate in the Safe Routes to Schools Program?

---



---




---

10. On a scale of 1 – 5, with 1 being not a priority and 5 being your highest priority, please rate your priorities in terms of safety, walking and other active transportation to school this year:


Increasing Pedestrian Safety	1	2	3	4	5
Increasing Walking to School	1	2	3	4	5
Increasing Biking to School	1	2	3	4	5
Reducing Traffic Congestion	1	2	3	4	5
Reducing Greenhouse Gas Emissions	1	2	3	4	5

11. Do you plan to participate in International Walk & Roll to School Day on October 5, 2011?

- Yes       No       Don't know



METROPOLITAN  
TRANSPORTATION  
COMMISSION



## Safe Routes to Schools Application

**Due by September 23, 2011!**

Please return to [SR2S@transformca.org](mailto:SR2S@transformca.org) or via fax: (510)740-3131

*The information collected in this form will be used to determine the most effective staff allocations and implementation of our program; no particular answer rules you in or out of the program and each application will be evaluated on its own merits.*

### 1. School Information:

School Name	School District	Date of Application	
School Address	City	State	Zip Code
School Principal	Phone	Fax	Email
Applicant Name	Phone	Email	

### 2. Please estimate the following, if possible:

% of students living within 1/2 mile of school: \_\_\_\_\_ within 1 mile? \_\_\_\_\_ > 1 mile? \_\_\_\_\_

### 3. Are there topographic/geographic barriers that affect travel to school (i.e. located on steep hill or along major arterial)? \_\_\_\_\_

### 4. Does your school have an existing Safe Routes to Schools or Safety champion (designated school site coordinator for the program, either parent volunteer or school staff)? Yes No Don't know

If yes, name of champion: \_\_\_\_\_

Telephone: \_\_\_\_\_ e-mail: \_\_\_\_\_

### 5. Does your school have an existing Safe Routes to Schools, Safety, Transportation, or Wellness Committee? Yes No Don't know

If yes, name of committee: \_\_\_\_\_

### 6. Does this school participate in a Safe Routes to Schools (SR2S) Task Force? A SR2S task force is a citywide or regional body which meets periodically to coordinate Safe Routes to Schools activities.

Yes  No  Don't know

If yes, which task force? \_\_\_\_\_

7. To the best of your knowledge, please estimate the percentages of the following travel modes for students at your school:

\_\_\_ Driven by parent/guardian \_\_\_ Carpool \_\_\_ Bike \_\_\_ Walk \_\_\_ SchoolBus \_\_\_ Public transit

7. What elements of the Safe Routes to Schools program does this school plan or hope to have this year?

- |   |  |
|---|--|
| <input type="checkbox"/> Walking School Buses/Bike Trains   | <input type="checkbox"/> Monthly/weekly Walk & Roll to School Days |
| <input type="checkbox"/> Walk and Roll Safety Puppet Show Assembly                                | <input type="checkbox"/> Carpooling Program                        |
| <input type="checkbox"/> K-5 Educator Guide: Activities for Creating Safe and Healthy Communities |  |
| <input type="checkbox"/> Walk Audit to Assess Traffic Safety Issues                               | <input type="checkbox"/> Bicycle Rodeo                             |
| <input type="checkbox"/> In-School Bicycle Education Program                                      | <input type="checkbox"/> After-School Bicycle Education Program    |

8. What school safety/bicycle infrastructure is already in place at your school?

- |  |   |   |
|--|---|---|
| <input type="checkbox"/> Crossing Guards                       | <input type="checkbox"/> Safety Patrol  | <input type="checkbox"/> School Bus                     |
| <input type="checkbox"/> Designated Drop off Area              | <input type="checkbox"/> Designated Drop off/Pick up Area Policies & Procedures |   |
| <input type="checkbox"/> Bike Racks                            | <input type="checkbox"/> Bike Policy  | <input type="checkbox"/> Encouragement to Ride Bicycles |
| <input type="checkbox"/> Nearest Traffic Light _____           | <input type="checkbox"/> Policy that bans bicycles                              |   |
| <input type="checkbox"/> Proximity to major thoroughfare _____ |   |   |

9. Briefly, why do you want your school to participate in the Safe Routes to Schools Program?

---



---




---

10. On a scale of 1 – 5, with 1 being not a priority and 5 being your highest priority, please rate your priorities in terms of safety, walking and other active transportation to school this year:

Increasing Pedestrian Safety	1	2	3	4	5
Increasing Walking to School	1	2	3	4	5
Increasing Biking to School	1	2	3	4	5
Reducing Traffic Congestion	1	2	3	4	5
Reducing Greenhouse Gas Emissions	1	2	3	4	5

11. Do you plan to participate in International Walk & Roll to School Day on October 5, 2011?

- Yes       No       Don't know



METROPOLITAN  
TRANSPORTATION  
COMMISSION